


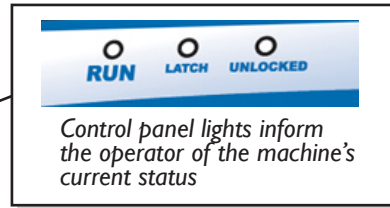
# horizon

**Model 755**

# ELITE

**24-Place Horizontal • Variable Speed**

**A laboratory centrifuge in a class by itself.**



- Large Capacity- up to twenty-four (24) 10mL Test Tubes, twelve (12) 15mL Test Tubes, or six (6) 50mL tubes
- Brushless-DC Motor
- Full Horizontal Separation for Best Results
- Automatic Braking Reduces Cycle Time
- Precise Variable Speed Control (model 755V)
- Audible End-of-Run Indicator
- Push-Button Operation/Safety Lid-Lock
- ETL Compliant to ANSI/UL Standards
- Cycle Counter to Monitor Machine Usage

The Horizon Elite, model 755, truly delivers. Its brushless DC motor provides for extremely smooth operation and precise speed control. Select from several rotor options to suit your needs, (see reverse) and choose either single-speed or variable.

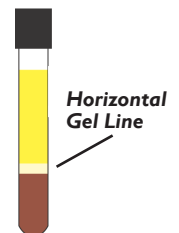
## SPECIFICATIONS:

General Specifications for the Horizon Elite, Model 755 Centrifuge

Overall Dimensions:	Height:	9.0 in. (23 cm)
	Width:	14.5 in. (37 cm)
	Depth:	17 in. (43 cm)
Max Acceleration Time:		15 seconds
Max Deceleration Time:		15 seconds
Weight:		39 lbs. (17.7 kg)
Centrifuge Motor:		1/30 H.P. AC
Protection Breaker:		4 Amp. Re-settable Electronic,
Timer:		1 to 30 minutes +/- 1%
Max. Power Requirements:		200 Watts
Voltage:		115/230 (+/-10%) Volts
Frequency:		50/60 Hz

## Why Horizontal Separation?

A horizontal rotor produces better separation with a tighter gel line, eliminating remixing and re-spins.



10mL test tubes up to 17mm x 100mm, 15mL test tubes up to 17mm x 125mm, with the Standard Rotor UL Std. 61010A-1 and UL Std. 61010A-2-20, CAN/CSA C22.2 No. 1010.1 and CAN/CSA C22.2 No. 1010.2.20



## OPERATING FEATURES

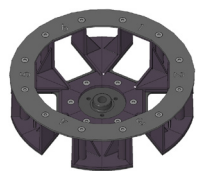
- **ELECTRONIC TIMER:** Time is selectable from 1 to 30 minutes.
- **BRUSHLESS DC MOTOR:** For smooth and quiet operation.
- **ELECTRONIC BRAKING:** Braking reduces the deceleration time to approximately 15 seconds.
- **END-OF-RUN AUDIBLE INDICATOR:** Several beeps are sounded once the rotor has stopped to inform the operator that a cycle is completed.
- **VARIABLE SPEED:** The precision variable speed control gives the operator the ability to select from 500 RPM to the max. variable rotor speed (see table).
- **QUIET OPERATION WITH LOW VIBRATION:** The Double-encased motor and steel construction provide quiet performance and low out-of-balance vibration.
- **COOL RUNNING:** Unique design of the motor housing and rotation chamber allows for cool operation even under the heaviest workloads

## SAFETY FEATURES

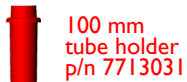
- **AUTOMATIC LID LOCK:** The centrifuge will not run with the lid open and the lid cannot be opened while samples are spinning.
- **POSITIVE LID LATCHING:** Firm mechanical latching of the lid prevents the escape of debris in case of breakage or an accident.
- **WELDED STEEL CONSTRUCTION:** For strength and durability.
- **OUT-OF-BALANCE PROTECTION:** If an attempt is made to run the centrifuge while unbalanced, the run is terminated and the rotor is safely brought to a stop.

## ROTOR / CARRIER OPTIONS

The model 755 is available with many different rotor and carrier packages to choose from. Select the package which best suits your needs. Consult your authorized dealer or The Drucker Company for additional information.



	PART NO.	# PLACES	MAX TUBE SIZE	SPEED RANGE ± 10%	FORCE RANGE
<b>6-Carrier Horizontal (Standard)</b>	7786022				
100mm 4-pl carrier	7713023	24	17mm x 100mm	500 to 3,150 RPM	40 to 1,760 xg
100mm 4-pl carrier	7713023	12	17mm x 125mm	500 to 3,150 RPM	40 to 1,760 xg
50mL horizontal carrier (optional)	7713037	6	34mm x 115mm	500 to 3,150 RPM	40 to 1,760 xg
<b>6-Place 50mL Fixed-Angle</b>	7786044				
50mL Fixed-angle Carrier	7787051	6	34mm x 125mm	500 to 4,000 RPM	40 to 2,000 xg
<b>20-Place Fixed-Angle</b>	7786042				
75mm tube holder	7713043	20	17mm x 75mm	500 to 3,200 RPM	40 to 1,076 xg
100mm tube holder	7713040	20	17mm x 100mm	500 to 3,200 RPM	40 to 1,221 xg
125mm tube holder	7713044	20	17mm x 125mm	500 to 3,200 RPM	40 to 1,280 xg
<b>12-Place Horizontal</b>	7786024				
75mm tube holder	7713033	12	17mm x 75mm	500 to 3,200 RPM	40 to 1,280 xg
100mm tube holder	7713031	12	17mm x 100mm	500 to 3,200 RPM	40 to 1,540 xg
125mm tube holder	7713032	12	17mm x 125mm	500 to 3,200 RPM	40 to 1,850 xg



100 mm tube holder  
p/n 7713031



tube holder cap  
p/n 7713011



75 mm tube holder  
p/n 7713033



125 mm tube holder  
p/n 7713032



50 mL tube holder fixed-angle  
p/n 7787051



13 x 75 mm insert,  
p/n 7713064



1.5 to 2 mL tube Adapter  
p/n 7713065

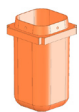


13 x 100 mm insert,  
p/n 7713066



.5 to 1 ml tube Adapter  
p/n 7713068

## Standard Accessories



100 mm 4-pl. carrier  
p/n 7713023



Carrier cap  
p/n 7713035



50 mL carrier  
p/n 7713037



.25" Cushion Spacer  
p/n 9150



100 mm tube holder  
p/n 7713040



75 mm tube holder  
p/n 7713043



125 mm tube holder  
p/n 7713044